



INDEPENDENT AUDITOR'S REPORT

To the Members of
M/s. MAXVOLT ENERGY INDUSTRIES LIMITED.

Report on the Audit of the Financial Statements

Opinion

We have audited the Financial Statements of M/s. **MAXVOLT ENERGY INDUSTRIES LIMITED** ("the Company"), which comprise the balance sheet as at 31st March 2024, and the statement of profit and loss, (*statement of changes in equity*), and statement of cash flows for the year then ended, and notes to the Financial Statements, including a summary of significant accounting policies and other explanatory information [hereinafter referred to as "the Financial Statements"].

In our opinion and to the best of our information and according to the explanations given to us, the aforesaid Financial Statements give the information required by the Companies Act, 2013 in the manner so required and give a true and fair view in conformity with the accounting principles generally accepted in India, of the state of affairs of the Company as at March 31, 2024, and its profit/loss, (*changes in equity*) and its cash flows for the year ended on that date.

Basis for Opinion

We conducted our audit of the Financial Statements in accordance with the Standards on Auditing (SAs) specified under section 143(10) of the Companies Act, 2013. Our responsibilities under those Standards are further described in the *Auditor's Responsibilities for the Audit of the Financial Statements* section of our report. We are independent of the Company in accordance with the *Code of Ethics* issued by the Institute of Chartered Accountants of India together with the ethical requirements that are relevant to our audit of the Financial Statements under the provisions of the Companies Act, 2013 and the Rules thereunder, and we have fulfilled our other ethical responsibilities in accordance with these requirements and the Code of Ethics. We believe that the audit evidence we have obtained is sufficient and appropriate to provide a basis for our opinion.

"Information Other than the Financial Statements and Auditor's Report Thereon"

The Company's Board of Directors is responsible for the other information. The other information comprises the [information included in the X report, but does not include the Financial Statements and our auditor's report thereon.

Our opinion on the Financial Statements does not cover the other information and we do not express any form of assurance conclusion thereon.

In connection with our audit of the Financial Statements, our responsibility is to read the other information and, in doing so, consider whether the other information is materially inconsistent with the Financial Statements or our knowledge obtained in the audit or otherwise appears to be materially misstated.

If, based on the work we have performed, we conclude that there is a material misstatement of this other information, we are required to report that fact. We have nothing to report in this regard.



Management's Responsibility for the Financial Statements

The Company's Board of Directors is responsible for the matters stated in section 134(5) of the Companies Act, 2013 ("the Act") with respect to the preparation of these Financial Statements that give a true and fair view of the financial position, financial performance, (changes in equity) and cash flows of the Company in accordance with the accounting principles generally accepted in India, including the accounting Standards specified under section 133 of the Act. This responsibility also includes maintenance of adequate accounting records in accordance with the provisions of the Act for safeguarding of the assets of the Company and for preventing and detecting frauds and other irregularities; selection and application of appropriate accounting policies; making judgments and estimates that are reasonable and prudent; and design, implementation and maintenance of adequate internal financial controls, that were operating effectively for ensuring the accuracy and completeness of the accounting records, relevant to the preparation and presentation of the Financial Statements that give a true and fair view and are free from material misstatement, whether due to fraud or error.

In preparing the Financial Statements, the Board of Directors is responsible for assessing the Company's ability to continue as a going concern, disclosing, as applicable, matters related to going concern and using the going concern basis of accounting unless the Board of Directors either intends to liquidate the Company or to cease operations, or has no realistic alternative but to do so.

Those Board of Directors are also responsible for overseeing the Company's financial reporting process.

Auditor's Responsibilities for the Audit of the Financial Statements

Our objectives are to obtain reasonable assurance about whether the Financial Statements as a whole are free from material misstatement, whether due to fraud or error, and to issue an auditor's report that includes our opinion. Reasonable assurance is a high level of assurance, but is not a guarantee that an audit conducted in accordance with SAs will always detect a material misstatement when it exists. Misstatements can arise from fraud or error and are considered material if, individually or in the aggregate, they could reasonably be expected to influence the economic decisions of users taken on the basis of these Financial Statements.

As part of an audit in accordance with SAs, we exercise professional judgment and maintain professional scepticism throughout the audit. We also:

- a. Identify and assess the risks of material misstatement of the Financial Statements, whether due to fraud or error, design and perform audit procedures responsive to those risks, and obtain audit evidence that is sufficient and appropriate to provide a basis for our opinion. The risk of not detecting a material misstatement resulting from fraud is higher than for one resulting from error, as fraud may involve collusion, forgery, intentional omissions, misrepresentations, or the override of internal control.
- b. Obtain an understanding of internal control relevant to the audit in order to design audit procedures that are appropriate in the circumstances. Under section 143(3)(i) of the Companies Act, 2013, we are also responsible for expressing our opinion on whether the company has adequate internal financial controls system in place and the operating effectiveness of such controls
- c. Evaluate the appropriateness of accounting policies used and the reasonableness of accounting estimates and related disclosures made by management.
- d. Conclude on the appropriateness of management's use of the going concern basis of accounting and, based on the audit evidence obtained, whether a material uncertainty exists related to events or



conditions that may cast significant doubt on the Company's ability to continue as a going concern. If we conclude that a material uncertainty exists, we are required to draw attention in our auditor's report to the related disclosures in the Financial Statements or, if such disclosures are inadequate, to modify our opinion. Our conclusions are based on the audit evidence obtained up to the date of our auditor's report. However, future events or conditions may cause the Company to cease to continue as a going concern.

- e. Evaluate the overall presentation, structure and content of the Financial Statements, including the disclosures, and whether the Financial Statements represent the underlying transactions and events in a manner that achieves fair presentation.

Materiality is the magnitude of misstatements in the Financial Statements that, individually or in aggregate, makes it probable that the economic decisions of a reasonably knowledgeable user of the Financial Statements may be influenced. We consider quantitative materiality and qualitative factors in

- (i) Planning the scope of our audit work and in evaluating the results of our work; and
- (ii) to evaluate the effect of any identified misstatements in the Financial Statements.

We communicate with those charged with governance regarding, among other matters, the planned scope and timing of the audit and significant audit findings, including any significant deficiencies in internal control that we identify during our audit.

We also provide those charged with governance with a statement that we have complied with relevant ethical requirements regarding independence, and to communicate with them all relationships and other matters that may reasonably be thought to bear on our independence, and where applicable, related safeguards.

From the matters communicated with those charged with governance, we determine those matters that were of most significance in the audit of the Financial Statements of the current period and are therefore the key audit matters. We describe these matters in our auditor's report unless law or regulation precludes public disclosure about the matter or when, in extremely rare circumstances, we determine that a matter should not be communicated in our report because the adverse consequences of doing so would reasonably be expected to outweigh the public interest benefits of such communication.

Report on Other Legal and Regulatory Requirements

1. As required by the Companies (Auditor's Report) Order, 2016 ("the Order"), issued by the Central Government of India in terms of sub-section (11) of section 143 of the Companies Act, 2013, we give in the Annexure-A a statement on the matters specified in paragraphs 3 and 4 of the Order, to the extent applicable.
2. As required by Section 143(3) of the Act, we report that:
 - (a) We have sought and obtained all the information and explanations which to the best of our knowledge and belief were necessary for the purposes of our audit.
 - (b) In our opinion, proper books of account as required by law have been kept by the Company so far as it appears from our examination of those books.
 - (c) The Balance Sheet, the Statement of Profit and Loss, (the Statement of Changes in Equity) and the Cash Flow Statement dealt with by this Report are in agreement with the books of account.
 - (d) In our opinion, the aforesaid Financial Statements comply with the Accounting Standards specified under Section 133 of the Act, read with Rule 7 of the Companies (Accounts) Rules,



2014.

- (e) On the basis of the written representations received from the directors as on 31st March, 2024 taken on record by the Board of Directors, none of the directors is disqualified as on 31st March, 2024 from being appointed as a director in terms of Section 164(2) of the Act.
- (f) Since the Company's turnover as per last audited Financial Statements is less than Rs.50 Crores and its borrowings from banks and financial institutions at any time during the year is less than Rs.25 Crores, the Company is exempted from getting an audit opinion with respect to the adequacy of the internal financial controls over financial reporting of the company and the operating effectiveness of such controls vide notification dated June 13, 2017;
- (g) With respect to the other matters to be included in the Auditor's Report in accordance with Rule 11 of the Companies (Audit and Auditors) Rules, 2014, in our opinion and to the best of our information and according to the explanations given to us:
 - i. The Company does not have any pending litigation which would impact its financial position.
 - ii. The Company did not have any long-term contracts including derivatives contracts for which there were any material foreseeable losses.
 - iii. There were no amounts which were required to be transferred to the Investor Education and Protection Fund by the Company.
 - iv. (a) The Management has represented that, to the best of its knowledge and belief, no funds (which are material either individually or in the aggregate) have been advanced or loaned or invested (either from borrowed funds or share premium or any other sources or kind of funds) by the Company to or in any other person or entity, including foreign entity ("Intermediaries"), with the understanding, whether recorded in writing or otherwise, that the Intermediary shall, whether, directly or indirectly lend or invest in other persons or entities identified in any manner whatsoever by or on behalf of the Company ("Ultimate Beneficiaries") or provide any guarantee, security or the like on behalf of the Ultimate Beneficiaries;

(b) The Management has represented, that, to the best of its knowledge and belief, no funds (which are material either individually or in the aggregate) have been received by the Company from any person or entity, including foreign entity ("Funding Parties"), with the understanding, whether recorded in writing or otherwise, that the Company shall, whether, directly or indirectly, lend or invest in other persons or entities identified in any manner whatsoever by or on behalf of the Funding Party ("Ultimate Beneficiaries") or provide any guarantee, security or the like on behalf of the Ultimate Beneficiaries;

(c) Based on the audit procedures that have been considered reasonable and appropriate in the circumstances, nothing has come to our notice that has caused us to believe that the representations under sub-clause (i) and (ii), contain any material misstatement.
- v. The company has not declared or paid any dividend during the year in contravention of the provisions of section 123 of the Companies Act, 2013.
- vi. Based on our examination, which included test checks, the Company has used accounting software for maintaining its books of account for the financial year ended March 31, 2024 which has a feature of recording audit trail (edit log) facility and the same has operated throughout the year for all relevant transactions



recorded in the software. Further, during the course of our audit we did not come across any instance of the audit trail feature being tampered with. As proviso to Rule 3(1) of the Companies (Accounts) Rules, 2014 is applicable from April 1, 2023, reporting under Rule 11(g) of the Companies (Audit and Auditors) Rules, 2014 on preservation of audit trail as per the statutory requirements for record retention is not applicable for the financial year ended March 31, 2024.

Place: Noida
Date : 02.09.2024

for
S Yadav & Co.
Chartered Accountants
FRN: 019841C



S. Kant
CA. Shrikant Yadav

M.NO: 535019
UDIN: 24535019BKCLOQ6578

MAXVOLT ENERGY INDUSTRIES LIMITED**Formerly known as MAXVOLT ENERGY INDUSTRIES PRIVATE LIMITED****F-108, PLOT NO 1, F/F, UNITED PLAZA, COMMUNITY CENTRE, DELHI-110092**

Status	:	Domestic Company
Ward	:	
P.A.N.	:	AAMCM6751F
A.Y.	:	2024-2025
P.Y.	:	2023-2024
Date of Incorp.	:	05-09-2019
CIN	:	U40106DL2019PTC349854

COMPUTATION OF TAXABLE INCOME

S. No.	HEAD OF INCOME	Amount (Rs.)
1.	<u>Income from Business or Profession</u>	
A.	Net Profit as per Statement of Profit & Loss	4,66,23,728.24
	<u>Add: Expenses Disallowed</u>	
	Depreciation as per Companies Act	16,96,717.00
	Interest and late fees	-
		-
		16,96,717.00
		4,83,20,445.24
	Less: Preliminary Expenses W/off(1/5)	
	Less: Depreciation as per Income Tax Act	16,83,028.00
	Gross Total Income	4,66,37,417.24
	Say Rs.	4,66,37,420.00
B.	Book Profit U/s 115JB	6,20,65,139.00

SELF ASSESSMENT TAX U/S 140 A

Tax thereon @ 15%	93,09,770.85
Add: Surcharge	6,51,684.00
Add: Education cess @ 4%	3,98,458.19
Total Tax due	1,03,59,913.04
Add: Interest Payables	
a) for Interest u/s 234 A	-
b) for Interest u/s 234 B	6,33,738.00
c) for Interest u/s 234 C	4,67,694.00
	1,14,61,345.04
Add: Fee payable u/s 234F	
	1,14,61,345.04
Less : Advance Tax	10,00,000.00
Less : Tds Deducted	3,06,473.00
Less: Self Assessment Tax Paid	1,01,54,870.00
	1,14,61,343.00
Total Tax Liability/(Refund)	2.04



MAXVOLT ENERGY INDUSTRIES LIMITED

Formely known as MAXVOLT ENERGY INDUSTRIES PRIVATE LIMITED
F-108, PLOT NO 1, F/F, UNITED PLAZA, COMMUNITY CENTRE, DELHI-110092

CIN No.: U40106DL2019PLC349854

BALANCE SHEET AS AT 31st March 2024

PARTICULARS	NOTE	Rs. In "000"	Rs. In "000"
		As At 31.03.2024	As At 31.03.2023
<u>LIABILITIES</u>			
<u>SHAREHOLDERS'S FUNDS</u>			
SHARE CAPITAL	1	77639.28	3200.00
RESERVE AND SURPLUS	2	32817.06	3647.52
<u>NON CURRENT LIABILITY</u>			
LONG TERM BORROWINGS	3	58866.85	29157.98
<u>CURRENT LIABILITY</u>			
TRADE PAYABLES	4	104710.92	63071.79
OTHER CURRENT LIABILITES	5	12652.42	1476.04
SHORT TERM PROVISIONS	6	29068.21	2055.39
		315754.75	102608.72
<u>ASSETS</u>			
<u>NON CURRENT ASSETS</u>			
FIXED ASSETS	7	11312.71	6195.46
DEFERRED TAX ASSET	8	263.93	-35.56
OTHER NON- CURRENT ASSETS	9	0.00	0.00
<u>CURRENT ASSETS</u>			
INVENTORIES	10	135056.65	39896.54
TRADE RECEIVABLES	11	65539.11	8042.64
CASH & CASH EQUIVALENT	12	275.65	197.20
SHORT-TERM LOANS AND ADVANCES	13	23103.38	8155.84
OTHER CURRENT ASSTES	14	80203.32	40156.60
		315754.75	102608.72

Significant Accounting Policies and Notes are Integral Part of Financial Statement 21

For - Maxvolt Energy Industries Ltd.



Director
(Bhuvneshwar Pal Singh)
DIN-07645099

Place: New Delhi

UDIN: 24535019BKCLOQ6578

Dated: 02.09.2024




Director
(Vishal Gupta)
DIN-07842571

AUDITORS' REPORT

As Per our separate report of even date attached

For S Yadav & Co.

Chartered Accountants

FRN: 019841C



(CA Shrikant Yadav)

(Prop.)

Membership No.535019



MAXVOLT ENERGY INDUSTRIES LIMITED

Formerly known as MAXVOLT ENERGY INDUSTRIES PRIVATE LIMITED
F-108, PLOT NO 1, F/F, UNITED PLAZA, COMMUNITY CENTRE, DELHI-110092

CIN No.: U40106DL2019PLC349854

STATEMENT OF PROFIT AND LOSS FOR THE YEAR ENDED 31st March, 2024


Rs. In "000"



Rs. In "000"

PARTICULARS	NOTE	As At 31.03.2024	As At 31.03.2023
REVENUE			
REVENUE FROM OPERATION (Gross)	15	483714.94	136795.08
OTHER INCOME	16	2389.24	2340.61
TOTAL INCOME		486104.18	139135.70
EXPENSES			
PURCHASES	17	466604.87	126929.11
CHANGES IN INVENTORY	10	-95160.11	-18750.98
OTHER MANUFACTURING EXPENSES	18	9720.94	1770.90
EMPLOYEE BENEFITS EXPENSES	19	20668.66	13976.81
FINANCE COST	20	4292.01	2792.03
DEPRECIATION & AMORTISATION EXPENSES	7	1696.72	1695.58
OTHER EXPENSES	21	16515.46	7286.36
TOTAL EXPENSES		424338.53	135699.81
PROFIT BEFOR TAX		61765.65	3435.89
LESS: TAX EXPENSES			
PROVISION FOR TAX		15441.41	560.00
DEFERRED TAX CHARGE/ (CREDIT)		-299.49	-163.83
TOTAL TAX EXPENSE		15141.92	396.17
PROFIT AFTER TAX		46623.73	3039.71
EARNING PER EQUITY SHARE			
(1) Basic		6.01	19.00
(2) Diluted		6.01	19.00

Significant Accounting Policies and Notes are Integral Part of Financial Statement 22

For - Maxvolt Energy Industries Ltd.


Director
(Bhuvneshwar Pal Singh)
DIN-07645099
Place: New Delhi
UDIN: 24535019BKCLOQ6578
Dated: 02.09.2024



Director
(Vishal Gupta)
DIN-07842571

AUDITORS' REPORT

As Per our separate report of even date attached

For S Yadav & Co.


Chartered Accountants

FRN: 019841C

(CA Shrikant Yadav)

(Prop.)

Membership No.535019



MAXVOLT ENERGY INDUSTRIES LIMITED
Formerly known as MAXVOLT ENERGY INDUSTRIES PRIVATE LIMITED

F-108, PLOT NO 1, F/F, UNITED PLAZA, COMMUNITY CENTRE, DELHI-110092

CIN No.: U40106DL2019PLC349854

NOTES TO THE FINANCIAL STATEMENT FOR THE YEAR ENDED 31.03.2024

Rs in "000"

Rs in "000"

NOTE 1 : SHARE CAPITAL	As At 31.03.2024 AMOUNT (Rs.)		As At 31.03.2023 AMOUNT (Rs.)
AUTHORISED SHARES			
Equity Shares of Rs. 10/- each	140000.00		3200.00
ISSUED, SUBSCRIBED & FULLY PAID UP SHARES			
7763928 Equity Shares of Rs. 10/- each fully paid up	77639.28		3200.00

a.) Terms/ Rights attached to Equity Shares

The Company has only one class of equity shares having a face value of Rs. 10 per share. Each holder of Equity Share is entitled to one vote per share. Each of the Equity Share carry the same rights with respect to voting, dividend , etc.


b.) Details of shareholders holding more than 5% of total shares in the Company at the end of the year.

	March 31,2024		March 31,2023	
	No. of Shares	% Holding	No. of Shares	% Holding
Equity Shares of Rs. 10/- each fully paid				
1 Mukesh Gupta	-	-	4,800.00	1.50
2 Bhuvneshwar Pal Singh - Director	16,09,776.00	20.73	1,65,200.00	51.63
3 Sachin Gupta	10,50,000.00	13.52	1,45,000.00	45.31
4 Preeti Gupta	6,02,520.00	7.76	5,000.00	1.56
5 Avinash Kumar	63,912.00	0.82		
6 Pawan Jha	95,712.00	1.23		
7 Online Potato Consultancy Pvt Ltd	1,91,700.00	2.47		
8 Hitesh Mohanlal Patel	11,27,868.00	14.53		
9 Satendra Shukla	12,14,340.00	15.64		
10 Vishal Gupta - Director	15,95,100.00	20.55		
11 Jyoti Kumari	24,000.00	0.31		
12 Manoj Sharma	1,13,400.00	1.46		
13 Maruna Export Pvt Ltd	12,600.00	0.16		
14 Pooja Sharma	12,600.00	0.16		
15 Rajkumari Verma	31,200.00	0.40		
16 Vikas Kumar HUF	6,600.00	0.09		
17 Vivek Kumar HUF	12,600.00	0.16		
Total no. of issued shares	7763928	100.00	320000	100.00

NOTE 2 : RESERVES & SURPLUS	As At 31.03.2024		As At 31.03.2023
Surplus/(Deficit) in the statement of Profit & Loss			
Balance as per last financial statements	3647.52		607.80
Add: Shares Issued on Premium	45613.22		
Add: Profit for the year	46623.73		3039.71
Net Surplus in the statement of Profit & Loss	95884.46		3647.52
Less: Bonus Issue	-63067.40		
Total Reserves & Surplus	32817.06		3647.52

NOTE 3 : LONG TERM BORROWING	As At 31.03.2024		As At 31.03.2023
A) Secured Loan			
HDFC Bank-Machine Loan	11470.68		3155.04
HDFC Bank-OD A/C	26510.77		13533.59
ICICI Bank-OD A/C	0.00		0.00
B) Unsecured Loan			
Bhuvneshwar Pal Singh- Director	3451.71		1205.47
Hero Fincorp Limited	417.47		951.99
Mintifi Finserve Private Limited	10139.08		
LendingKart Finance Limited	690.03		1577.36
Mukesh Gupta			2187.98
Poonawalla Fincorp Limited	1145.61		1753.58
Unity Small Finance	1215.10		1819.23
Satendra Shukla	110.00		
Avinash Kumar	980.00		
Pawan Jha	984.00		
Sachin Gupta	0.00		1573.75
Vishal Gupta- Director	1752.41		1400.00
Total	58866.85		29157.98

NOTE 4 : TRADE PAYABLES	As At 31.03.2024		As At 31.03.2023
As per Annexure - 1	104710.92		63071.79
Total	104710.92		63071.79

NOTE 5 : OTHER CURRENT LIABILITIES	As At 31.03.2024		As At 31.03.2023
ADVANCES FROM CUSTOMERS			
As per annexure - 2	11527.09		566.28
Security Deposit	200.00		525.00
Imprest Account (As per Annexure -V)	925.34		384.76
Total	12652.42		1476.04

NOTE 6 : SHORT TERM PROVISIONS	As At 31.03.2024		As At 31.03.2023
A) STATUTORY DUES			
TDS Payable	252.60		24.09
GST Payable	11205.74		0.00
Total	11458.34		24.09
B) EXPENSES PAYABLE			
Audit Fee	0.00		25.00
ESI Payable	11.01		9.84
EPF Payable	45.42		11.39
Salary & Wages Payable	2112.03		1425.07
Electricity Expense Payable	0.00		0.00
Total	2168.46		1471.30
C) PROVISION FOR INCOME TAX	15441.41		560.00
Grand Total	29068.21		2055.39

NOTE 8 : DEFERRED TAX LIABILITY/ASSETS	As At 31.03.2024		As At 31.03.2023
Timing Difference created Due to less depreciation allowed by Income Tax	1048.60		-141.28
Deferred Tax Asset@ 25.168%CY, 26%LY	263.93		-35.56
Less: Opening Balance of Deferred Tax Assets	-35.56		-199.39
Total (Credit)	299.49		163.83

NOTE 9: OTHER NON-CURRENT ASSETS	As At 31.03.2024		As At 31.03.2023
	0.00		0.00

NOTE 10 : CHANGES IN INVENTORY	As At 31.03.2024		As At 31.03.2023
Opening Stock	39896.54		21145.57
Less: Closing stock	135056.65		39896.54
Total	-95160.11		-18750.98

NOTE 11 : TRADE RECEIVABLES	As At 31.03.2024		As At 31.03.2023
Debtors Considered Good (Annexure-III)	65539.11		8042.64
Total	65539.11		8042.64

NOTE 12 : CASH & CASH EQUIVALENTS	As At 31.03.2024		As At 31.03.2023
Balance with Banks			
-Andhra bank	6.98		7.10
-Canara Bank	0.00		9.03
HDFC Bank Unit-1	48.80		
HDFC Bank Share Capital A/c	33.00		
-Yes Bank	0.00		7.22
Cash in hand	186.87		173.86
(As Certified By The Management)			
Total	275.65		197.20

NOTE 13: SHORT-TERM LOANS AND ADVANCES	As At 31.03.2024		As At 31.03.2023
Advance to Suppliers	23103.38		8155.84
Total	23103.38		8155.84




NOTE 14 : OTHER CURRENT ASSETS	As At 31.03.2024		As At 31.03.2023
Security Deposit	834.00		174.00
Prepaid Expenses	819.22		407.21
Investment	7450.00		
Advance Salary	87.99		0.00
Advance for Machinery	14160.00		
Cash Collateral	3000.00		
Bank Guarantee	0.00		0.00
Imprest Account Receivable	269.67		67.36
Advance Tax	1000.00		
Fixed Deposit	39308.01		36403.59
GST Penalty	620.62		
Advance with revenue authorities (GST)	12389.23		3042.93
TDS Recivable	264.58		61.49
Total	80203.32		40156.60

NOTE 15 : REVENUE FROM OPERATIONS	As At 31.03.2024		As At 31.03.2023
SALES			
Local Sales	164548.66		27732.43
Scrap Sale	156.16		80.19
Interstate Sales	329924.18		110967.39
	494629.00		138780.00
Sales Return	-10914.06		-1984.92
Total Revenue	483714.94		136795.08

NOTE 16 : OTHER INCOME	As At 31.03.2024		As At 31.03.2023
PMRPY Benefit	0.00		5.03
Exchange Fluctuation	124.77		778.47
Interest Income	2150.60		591.16
Misl Income	113.87		965.94
Total	2389.24		2340.61

NOTE 17 : PURCHASES	As At 31.03.2024		As At 31.03.2023
Purchase	466604.87		126929.11
Total Purchase	466604.87		126929.11

NOTE 18 : OTHER DIRECT EXPENSES	As At 31.03.2024		As At 31.03.2023
Consumable Expenses	1379.37		52.85
Freight Inward	5441.11		688.72
Forwarder Expenses	2875.46		910.22
Interest on late payment of custom duty	25.00		119.10
Transaction charges on import	0.00		0.00
Total	9720.94		1770.90

NOTE 19 : EMPLOYEE BENEFITS EXPENSES	As At 31.03.2024		As At 31.03.2023
Salary	16678.35		11022.15
Directors Remuneration	2880.00		2300.00
ESI	130.39		110.49
Administration Charges	7.33		6.00
EPF	317.59		133.25
Staff Welfare Expenses	655.00		404.91
Total	20668.66		13976.81

NOTE 20 : FINANCE COST	As At 31.03.2024		As At 31.03.2023
Hdfc OD Interest	1666.33		1125.70
Interest of HDFC Machine Loan	142.31		
Interest on Unity Small Finance Loan	287.04		0.00
ICICI OD Interest			20.34
Interest on HDFC Loan	356.89		283.87
Interest on Minti Finance	740.92		
Interest on Hero Fincorp Loan	138.76		231.46
Interest on Poonewalla Loan	270.84		178.40
Interest on Small Finance Loan			150.55
Interest on Lendingkart Finance Ltd	221.70		372.12
LC Charges	85.97		
Loan Processing Fees	381.25		429.58
Total	4292.01		2792.03







NOTE 21 : OTHER EXPENSES	As At 31.03.2024	As At 31.03.2023
Discount	8.00	3.71
Detention Charges	20.50	
After Sales Service	107.88	81.38
Written off	-242.56	-58.65
Audit Fee	25.00	25.00
Brokerage Expenses	160.00	
Bank Charges	952.75	365.60
Freight Outward Expenses	357.88	626.76
Business Promotion	76.00	307.77
Commission Expenses		490.50
Conveyance Charges	6.00	82.15
Courier Charges Expenses	410.67	11.14
Electrical Expenses	515.66	443.29
Festival Expenses	96.66	81.49
GST Expenses	804.06	
Housekeeping Expenses	21.89	45.77
Insurance Expenses	1065.09	637.79
Accounting Charges	486.00	300.00
Legal Expenses	1931.91	0.15
Legal & Professional Charges	3294.26	668.00
Interest and Late Fees	102.23	0.56
Office Cleaning Expenses	8.74	17.35
Office Expenses	675.89	535.39
Printing & Stationery Expenses	451.77	39.19
Packing Material Expenses	735.53	
Rates & Taxes	3.00	134.01
Rent	1543.20	1113.74
Repair and Maintenance Expenses	208.29	120.63
Round Off	-26.28	-23.68
Income Tax	28.42	-77.58
Software Expenses	152.55	40.63
Marketing Expenses	213.24	0.00
Loss in Transit	60.00	47.19
Telephone Expenses	101.93	66.05
Travelling Expenses	2138.93	1127.04
Water Expenses	20.36	17.10
Web Hosting Expenses		16.89
Total	16515.46	7286.36



S. Kant



MAXVOLT ENERGY INDUSTRIES LIMITED
Formely known as MAXVOLT ENERGY INDUSTRIES PRIVATE LIMITED

F-108, PLOT NO 1, F/F, UNITED PLAZA, COMMUNITY CENTRE, DELHI-110092

CIN No.: U40106DL2019PLC349854

PARTICULARS OF DEPRECIATION ALLOWABLE AS PER COMPANIES ACT, 2013

7. FIXED ASSETS										
Rs. In "000"										
PARTICULARS	GROSS BLOCK				DEPRICIATION				NET BLOCK	
	AS ON 01.04.23	ADDITIONS	DEDUCTIONS	AS ON 31.03.2024	AS ON 31.03.2023	FOR THE YEAR	ADJUSTMENT	AS ON 31.03.2024	AS ON 31.03.2024	AS ON 31.03.2023
Furniture	681.60	2119.00	0.00	2800.60	240.66	197.59	0.00	438.25	2362.35	440.94
Office Equipment	183.93	291.92	0.00	475.85	90.27	126.47	0.00	216.73	259.12	93.66
Plant & Machinery	6014.11	4219.64	0.00	10233.75	1280.39	1052.12	0.00	2332.51	7901.24	4733.72
Computer	246.51	63.63	0.00	310.14	177.32	74.32	0.00	251.64	58.50	69.19
Intangible	1200.00	51.20	0.00	1251.20	395.13	219.34	0.00	614.47	636.73	804.87
Vehicle	73.60	68.57	0.00	142.17	20.52	26.88	0.00	47.40	94.77	53.08
TOTAL	8399.74	6813.97	0.00	15213.71	2204.28	1696.72	0.00	3901.00	11312.71	6195.46




MAXVOLT ENERGY INDUSTRIES LIMITED
Formely known as MAXVOLT ENERGY INDUSTRIES PRIVATE LIMITED

F-108, PLOT NO 1, F/F, UNITED PLAZA, COMMUNITY CENTRE, DELHI-110092

CIN No.: U40106DL2019PLC349854

PARTICULARS OF DEPRECIATION ALLOWABLE AS PER THE INCOME TAX ACT, 1961

Rs. In "000"

Sr.No.	DESCRIPTION OF THE ASSET/BLOCK OF ASSETS	RATE %	GROSS BLOCK					DEPRECIATION ALLOWABLE DURING THE YEAR	W.D.V. AS AT 31-03-2024
			AS AT 01-04-2023	ADDITIONS ON OR BEFORE 03-10-2023	ADDITIONS AFTER 03-10-2023	SALE OR TRANSFER	AS AT 31-03-2024		
(A)	BLOCK -15% Plant and Machinery	15%	5674.30	232.87	4347.27	0.00	10254.44	1212.12	9042.32
(B)	BLOCK-10% Furniture & Fixtures	10%	591.99	0.00	2119.00	0.00	2710.99	165.15	2545.84
(C)	BLOCK-40% Computer	40%	176.58	63.63	0.00	0.00	240.21	96.08	144.12
(D)	BLOCK-25% Intangible Assets	25%	787.50	51.20	0.00	0.00	838.70	209.68	629.03
	TOTAL Rs.		7230.37	347.70	6466.27	0.00	14044.34	1683.03	12361.31




MAXVOLT ENERGY INDUSTRIES LIMITED
Formerly known as MAXVOLT ENERGY INDUSTRIES PRIVATE LIMITED
F-108, PLOT NO 1, F/F, UNITED PLAZA, COMMUNITY CENTRE, DELHI-110092
CIN No.: U40106DL2019PLC349854

ANNEXURE I: TRADE PAYABLE

A. MSME-VENDORS		Rs. In "000"
S. No.	Particulars	Amount (Rs.)
1	ARN enterprises	85.08
2	AURA INDUSTRIAL SOLUTIONS	310.16
3	BRIGHT ROADWAYS PRIVATE LIMITED	475.99
4	Computer Junction Pvt. Ltd.	10.96
5	DIVINE Squad	29.68
6	Essence Shipping Services	653.70
7	GEE VEE PACKAGING INDIA PRIVATE LIMITED	427.73
8	GOYAL ELECTRICALS & ELECTRONICS	125.12
9	Innovative India Insulations	21.88
10	M/S EUTECH (INDIA) PVT. LTD.	1948.36
11	RADHIKA PRINTER	105.93
12	RAPIDTRON ELECTRONIKA PRIVATE LIMITED	5.19
13	Sharma Enterprises	179.48
14	SIA INDUSTRIAL TAPES & ADHESIVE PVT. LTD	30.44
15	SLS INNOVATIONS	476.68
16	STIFF PACKAGING PRIVATE LIMITED	28.63
17	SUNMAC PRECISION	54.43
18	SWASTIK TRADERS(NOIDA)	11.03
19	Tebillion Systems Private Limited	1.44
20	Thave Enterprises	10.03
21	Transzone Logistics India Pvt Ltd	258.14
22	Vanni Technology	321.39
	TOTAL	5571.47
B. NON MSME-VENDORS		
S. No.	Particulars	Amount (Rs.)
1	BANSAL ENTERPRISES	35.27
2	Bollini Energy	113.40
3	Busybees Logistics Solutions Pvt.Ltd(Delhi)	6.78
4	Busybees Logistics Solutions Pvt.Ltd (KAR)	0.71
5	Busybees Logistics Solutions Pvt.Ltd (PUNJAB)	0.71
6	Busybees Logistics Solutions Pvt.Ltd.(Tamil Nadu)	1.84
7	CHANGXING TIANYING IMPORT AND EXPORT CO., LTD	9543.30
8	Cubic Cell Metal Industries LLP	3.59
9	DELHIVERY LIMITED	91.62
10	Dhl Express (India) Pvt. Ltd.	61.74
11	Electrifuel Pvt Ltd (Cr)	39.32
12	Fujiyama Power Systems Pvt Ltd.(Noida)	120.75
13	Fuxion International (DELHI)	8052.78
14	Google India Private Limited	1.23
15	Greenzo Energy Private Limited	3022.70
16	JIANGXI GANFENG BATTERY TECHNOLOGY CO LTD	3508.40
17	Jp Enterprises	7.12
18	MOVIN EXPRESS PRIVATE LIMITED	19.77
19	M/S BHARTI AIRTEL LTD(A/c No 7038975344)	1.17
20	Pankaj Singh(H-192)	67.00
21	Pratap Enterprises	8.26
22	R.A.INTERNATIONAL	0.09
23	RENU GUPTA	36.13
24	R.K Water Supplier	1.64
25	SANTA SINGH & SONS	359.00
26	SMARTPADDLE TECHNOLOGY PRIVATE LIMITED	73543.85
27	S Yadav & Company	136.40
28	THE PROFESSIONAL COURIERS	26.68
29	TRACKON COURIERS PRIVATE LIMITED	12.78
30	VRD Creative (OPC) Pvt Ltd	9.00
31	Yogesh Gupta & Associates	306.43
	TOTAL	99139.45
GRAND TOTAL		104710.92




MAXVOLT ENERGY INDUSTRIES LIMITED
Formely known as MAXVOLT ENERGY INDUSTRIES PRIVATE LIMITED
F-108, PLOT NO 1, F/F, UNITED PLAZA, COMMUNITY CENTRE, DELHI-110092
CIN No.: U40106DL2019PLC349854

ANNEXURE II: ADVANCE FROM CUSTOMERS

Rs. In "000"

S. No.	Particulars	Amount (Rs.)
1	Ab Motoss Ev Pvt Ltd	300.89
2	BALA JEE AUTO MOTOR COMPANY	83.36
3	Choudhary Enterprises	178.60
4	E Ashwa Automotive pvt ltd.	9.98
5	EASTMAN NEW ENERGY PRIVATE LIMITED(HR)	2.28
6	ENIGMA AUTOMOBILES PRIVATE LIMITED	4.91
7	ONIX STRUCTURE PRIVATE LIMITED	31.68
8	SANWARE MOTORS	10.61
9	Shree Electrowneels	20.00
10	Shri Balaji Motors	5.00
11	SR ENTERPRISES	10687.43
12	SUBHADRA AUTOMOBILES	109.85
13	Uboard India Limited	15.64
14	UNICO Electronics	56.87
15	URJA AUTO	10.00

TOTAL

11527.09












MAXVOLT ENERGY INDUSTRIES LIMITED
Formely known as MAXVOLT ENERGY INDUSTRIES PRIVATE LIMITED
F-108, PLOT NO 1, F/F, UNITED PLAZA, COMMUNITY CENTRE, DELHI-110092
CIN No.: U40106DL2019PLC349854

ANNEXURE III : TRADE RECEIVABLES

		Rs. In "000"
S. No.	Particulars	Amount (Rs.)
2	Adore Enterprises	52.76
3	AK INSTA POWER	4100.26
5	DADU MOTOR	349.98
6	Deedav Motors Pvt. Ltd.	25.63
7	ENGENIUSLAB	33.62
9	JAY MAA EV SPARES	913.31
10	MADHAVI SALES	93.05
11	MANTRA E BIKES	14333.46
12	MIRAI AEROSPACE SYSTEMS AND SOFTWARE SOL	5496.72
13	MOTIONMAN ELECTRIC PVT. LTD.	49.92
14	M/S H C T SOLUTIONS	14009.16
15	M/S VOLTS AMP	2877.14
16	OMJAY EV LIMITED	25.73
17	PERFECT ENGINES AND PUMPS PVT.LTD.	7.54
22	SHAFT ENERGIES PRIVATE LIMITED (Debtors)	21.26
23	SMART TECHNOLOGIES	12951.59
26	ULTRA ENERGY	10136.81
27	URJA GLOBAL LIMITED	11.20
28	YASH MOTOR	49.95

TOTAL

65539.11

MAXVOLT ENERGY INDUSTRIES LIMITED
Formely known as MAXVOLT ENERGY INDUSTRIES PRIVATE LIMITED
F-108, PLOT NO 1, F/F, UNITED PLAZA, COMMUNITY CENTRE, DELHI-110092
CIN No.: U40106DL2019PLC349854

ANNEXURE IV: ADVANCE TO SUPPLIERS


A. MSME-VENDORS

Rs. In "000"

S. No.	Particulars	Amount (Rs.)
1	Automation Engineers A B Pvt Ltd	4.00
2	Udan Media & Communication Pvt Ltd	237.54
<u>TOTAL</u>		<u>241.54</u>

B. NON MSME-VENDORS

S. No.	Particulars	Amount (Rs.)
1	A&M Corporate Consultants	2.70
2	Ananya Electro Power	1916.14
3	Anhui Beidouxing Technology Service Co., Ltd	1394.12
4	Aowei International (H.K) Co..Ltd	1969.21
5	BHARTI AIRTEL LTD (20014499697)	5.54
6	Dna Technologies	8.78
7	Hengdian Group DMEGC Magnetics Co., Ltd.	9810.00
8	ICICI Lombard(Nibhaye Vaade)	39.33
9	INFLUX ELECTRIC CO	2.52
10	M/S KUSHAL ENGINEERAS I.N.C.	7711.48
11	THE NEW INDIA ASSURANCE CO LTD.	2.02
<u>TOTAL</u>		<u>22861.84</u>
GRAND TOTAL		<u>23103.38</u>




MAXVOLTE ENERGY INDUSTRIES LTD
Formerly known as MAXVOLTE ENERGY INDUSTRIES PRIVATE LIMITED
F-108, PLOT NO 1, F/F, UNITED PLAZA, COMMUNITY CENTRE, DELHI-110092
PARTICULARS OF DEPRECIATION ALLOWABLE AS PER COMPANIES ACT 2013

Date of Purchase / Put to use	Particular	Original Cost (Rs)	Dep charged upto 31.03.2023	WDV as on 01.04.2023	Useful Life Taken	Life Used till 31/03/2023	Life Used for the period 31/03/2024	Remaining Life	Remaining Life in Days	Days used in current year	Salvaged value	Depreciable amount over whole life	Excess Dep. (Already charged)	Rate of Dep.	Dep for the Year 2023- 31.12.2023	Adjusted with Retained Earning	WDV as on 31st December 2023
						31-03-2023	31-03-2024										
(A) Furniture																	
23-Jul-2019	Furniture	14,500.00	6,784	7,716	10.00	3.69		6.31	2,303.00	366.00	725	13,775	-	25.89%	1,997	-	5,719
25-Jul-2019	Furniture	14,465.00	6,761	7,704	10.00	3.68		6.32	2,305.00	366.00	723	13,742	-	25.89%	1,995	-	5,709
20-Feb-2020	Furniture	33,323.00	16,242	17,081	10.00	3.11		6.89	2,515.00	366.00	1,666	31,657	-	25.89%	4,422	-	12,659
24-Feb-2020	Furniture	7,677.00	3,734	3,943	10.00	3.10		6.90	2,519.00	366.00	384	7,293	-	25.88%	1,021	-	2,922
19-Mar-2020	Furniture	10,300.00	4,953	5,347	10.00	3.03		6.97	2,543.00	366.00	515	9,785	-	25.89%	1,384	-	3,963
29-Mar-2020	Furniture	20,000.00	9,571	10,429	10.00	3.01		6.99	2,553.00	366.00	1,000	19,000	-	25.89%	2,700	-	7,729
31-Mar-2020	Furniture	3,000.00	1,435	1,565	10.00	3.00		7.00	2,555.00	366.00	150	2,850	-	25.89%	405	-	1,160
31-Mar-2020	Furniture	40,000.00	19,124	20,876	10.00	3.00		7.00	2,555.00	366.00	2,000	38,000	-	25.89%	5,404	-	15,472
31-Mar-2020	Furniture	24,000.00	11,474	12,526	10.00	3.00		7.00	2,555.00	366.00	1,200	22,800	-	25.89%	3,242	-	9,284
3-Jan-2021	Furniture	48,500.00	16,867	31,633	10.00	2.24		7.76	2,833.00	366.00	2,425	46,075	-	25.89%	8,189	-	23,444
4-Jan-2021	Furniture	47,500.00	16,509	30,991	10.00	2.24		7.76	2,834.00	366.00	2,375	45,125	-	25.89%	8,022	-	22,969
5-Jan-2021	Furniture	25,000.00	8,684	16,316	10.00	2.23		7.77	2,835.00	366.00	1,250	23,750	-	25.89%	4,224	-	12,092
6-Jan-2021	Furniture	29,000.00	10,067	18,933	10.00	2.23		7.77	2,836.00	366.00	1,450	27,550	-	25.89%	4,901	-	14,032
7-Jan-2021	Furniture	10,600.00	3,677	6,923	10.00	2.23		7.77	2,837.00	366.00	530	10,070	-	25.89%	1,792	-	5,131
17-Feb-2021	Furniture	40,800.00	13,798	27,002	10.00	2.12		7.88	2,878.00	366.00	2,040	38,760	-	25.89%	6,990	-	20,012
17-Feb-2021	Furniture	28,800.00	9,740	19,060	10.00	2.12		7.88	2,878.00	366.00	1,440	27,360	-	25.89%	4,934	-	14,126
16-Mar-2021	Furniture	4,750.00	1,579	3,171	10.00	2.04		7.96	2,905.00	366.00	238	4,512	-	25.87%	820	-	2,351
29-Jul-2021	Furniture	11,000.00	3,367	7,633	10.00	1.67		8.33	3,040.00	976.00	550	10,450	-	25.89%	1,976	-	5,657
22-Sep-2021	Furniture	8,000.00	2,365	5,635	10.00	1.52		8.48	3,095.00	921.00	400	7,600	-	25.89%	1,459	-	4,176
28-Oct-2021	Furniture	24,000.00	6,926	17,074	10.00	1.42		8.58	3,131.00	885.00	1,200	22,800	-	25.89%	4,420	-	12,654
25-Nov-2021	Furniture	6,500.00	1,840	4,660	10.00	1.35		8.65	3,159.00	857.00	325	6,175	-	25.89%	1,206	-	3,454
6-Dec-2021	Furniture	7,500.00	2,107	5,393	10.00	1.32		8.68	3,170.00	846.00	375	7,125	-	25.89%	1,396	-	3,997
14-Dec-2021	Furniture	5,460.00	1,526	3,934	10.00	1.29		8.71	3,178.00	838.00	273	5,187	-	25.89%	1,018	-	2,916
5-Feb-2022	Furniture	7,950.00	2,140	5,810	10.00	1.15		8.85	3,231.00	785.00	398	7,552	-	25.88%	1,504	-	4,306
13-Mar-2022	Furniture	16,500.00	4,328	12,172	10.00	1.05		8.95	3,267.00	749.00	825	15,675	-	25.89%	3,151	-	9,021
28-Mar-2022	Furniture	13,000.00	3,373	9,627	10.00	1.01		8.99	3,282.00	734.00	650	12,350	-	25.89%	2,492	-	7,135
22-Jul-2021	Furniture	89,800.00	27,611	62,189	10.00	1.69		8.31	3,033.00	983.00	4,490	85,310	-	25.89%	16,099	-	46,090
30-Oct-2021	Furniture	29,400.00	8,473	20,927	10.00	1.42		8.58	3,133.00	883.00	1,470	27,930	-	25.89%	5,417	-	15,510
20-Apr-2022	Furniture	54,750.00	14,172	40,578	10.00	0.95		9.05	3,305.00	711.00	2,738	52,012	-	25.89%	10,504	-	30,074
14-Jul-2022	Furniture	5,520.00	1,429	4,091	10.00	0.71		9.29	3,390.00	626.00	276	5,244	-	25.89%	1,059	-	3,032
31-Dec-2023	Furniture	5,50,000.00	-	5,50,000.00	10.00	-	0.25	10.00	3,650.00	91.00	27,500	5,22,500	-	25.89%	35,496	-	5,14,504
11-Jan-2024	Furniture	5,25,000.00	-	5,25,000.00	10.00	-	0.22	10.00	3,650.00	80.00	26,250	4,98,750	-	25.89%	29,787	-	4,95,213
1-Mar-2024	Furniture	5,25,000.00	-	5,25,000.00	10.00	-	0.08	10.00	3,650.00	30.00	26,250	4,98,750	-	25.89%	11,170	-	5,13,830
12-Mar-2024	Furniture	5,19,000.00	-	5,19,000.00	10.00	-	0.05	10.00	3,650.00	19.00	25,950	4,93,050	-	25.89%	6,994	-	5,12,006
		28,00,595.00	2,40,657.63	25,59,937.37								26,60,564.00			1,97,590.00	-	23,62,347.37
(B) Office Equipment																	
20-Jul-2019	Tools & Equipments	4,304.00	3,457	847	5.00	3.70		1.30	475.00	366.00	215	4,089	-	45.08%	382	-	465
17-Dec-2020	Tools & Equipments	15,930.00	9,415	6,515	5.00	2.28		2.72	991.00	366.00	797	15,133	-	45.07%	2,936	-	3,579
22-Mar-2021	Tools & Equipments	5,084.75	2,839	2,246	5.00	2.02		2.98	1,086.00	366.00	254	4,831	-	45.08%	1,012	-	1,234
23-Mar-2021	Tools & Equipments	5,000.00	2,789	2,211	5.00	2.02		2.98	1,087.00	366.00	250	4,750	-	45.07%	996	-	1,215
27-Dec-2021	Tools & Equipments	6,991.55	3,338	3,653	5.00	1.26	-	3.74	1,366.00	825.00	350	6,642	-	45.06%	1,646	-	2,007
6-Jan-2022	Tools & Equipments	1,617.80	768	850	5.00	1.23	-	3.77	1,376.00	815.00	81	1,537	-	45.06%	383	-	467
4-Jun-2021	MOBILE	6,863.56	3,683	3,181	5.00	1.82	-	3.18	1,160.00	1,031.00	343	6,521	-	45.08%	1,434	-	1,747
20-Jan-2022	MOBILE	35,592.00	16,754	18,838	5.00	1.19	-	3.81	1,390.00	801.00	1,780	33,812	-	45.07%	8,490	-	10,348
16-Feb-2022	MOBILE	6,778.81	3,139	3,640	5.00	1.12	-	3.88	1,417.00	774.00	339	6,440	-	45.07%	1,641	-	1,999
31-Mar-2022	MOBILE	14,036.07	6,326	7,710	5.00	1.00	-	4.00	1,460.00	731.00	702	13,334	-	45.07%	3,475	-	4,235
16-Apr-2021	REFRIGERATOR	9,221.19	5,076	4,145	5.00	1.96	-	3.04	1,111.00	1,080.00	461	8,760	-	45.07%	1,868	-	2,777
8-Apr-2022	FIRE EXTINGUISHER	15,600.00	7,031	8,569	5.00	0.98	-	4.02	1,468.00	723.00	780	14,820	-	45.07%	3,862	-	4,707
16-Apr-2022	FIRE EXTINGUISHER	4,800.00	2,163	2,637	5.00	0.96	-	4.04	1,476.00	715.00	240	4,560	-	45.07%	1,189	-	1,448
6-Jun-2022	INVERTER	30,000.00	13,522	16,478	5.00	0.82	-	4.18	1,527.00	664.00	1,500	28,500	-	45.07%	7,427	-	9,051
25-Nov-2022	REFRIGERATOR	12,364.41	5,573	6,791	5.00	0.35	-	4.65	1,699.00	492.00	618	11,746	-	45.08%	3,061	-	3,730
13-Mar-2023	LED TV	9,744.91	4,393	5,352	5.00	0.05	-	4.95	1,807.00	384.00	487	9,258	-	45.08%	2,413	-	2,939
2-Apr-2023	MOBILE	2,677.96	-	2,678	5.00	-	1.00	4.00	1,461.00	364.00	134	2,544	-	45.06%	1,203	-	1,475
25-Apr-2023	MOBILE	1,16,525.42	-	1,16,525	5.00	-	0.93	4.07	1,484.00	341.00	5,826	1,10,699	-	45.07%	49,067	-	67,458
13-Sep-2023	MOBILE	16,948.31	-	16,948	5.00	-	0.55	4.45	1,625.00	200.00	847	16,101	-	45.08%	4,186	-	12,762
6-May-2023	Tools & Equipments	5,931.36	-	5,931	5.00	-	0.90	4.10	1,495.00	330.00	297	5,634	-	45.06%	2,416	-	3,515
23-May-2023	Tools & Equipments	12,703.38	-	12,703	5.00	-	0.86	4.14	1,512.00	313.00	635	12,068	-	45.07%	4,910	-	7,793
10-Aug-2023	Tools & Equipments	5,440.68	-	5,441	5.00	-	0.64	4.36	1,591.00	234.00	272	5,169	-	45.07%	1,572	-	3,869
10-Aug-2023	Tools & Equipments	4,066.10	-	4,066	5.00	-	0.64	4.36	1,591.00	234.00	203	3,863	-	45.09%	1,175	-	2,891
25-Oct-2023	MOBILE	79,076.28	-	79,076	5.00	-	0.43	4.57	1,667.00	158.00	3,954	75,122	-	45.07%	15,428	-	63,648
3-Jan-2024	MOBILE	11,439.83	-	11,440	5.00	-	0.24	4.76	1,737.00	88.00	572	10,868	-	45.07%	1,243	-	10,197
5-Jan-2024	MOBILE	11,439.83	-	11,440	5.00	-</											

(C) Plant & Machinery																
5-Oct-2019	Plant & machinery	2,10,000.00	66,679	1,43,321	15.00	3.49		11.51	4,202.00	366.00	10,500	1,99,500	-	18.10%	25,946	1,17,375
5-Jul-2019	Haier AC 1.5T	19,532.00	6,496	13,036	15.00	3.74		11.26	4,110.00	366.00	977	18,555	-	18.10%	2,360	10,676
11-Jun-2019	Plant & machinery	2,30,664.50	77,640	1,53,025	15.00	3.81		11.19	4,086.00	366.00	11,533	2,19,132	-	18.10%	27,703	1,25,322
5-Jul-2019	Power Stabilizer	5,072.00	1,687	3,385	15.00	3.74		11.26	4,110.00	366.00	254	4,818	-	18.10%	612	2,773
26-Jul-2019	Welding Machine	48,500.00	15,965	32,535	15.00	3.68		11.32	4,131.00	366.00	2,425	46,075	-	18.10%	5,890	26,645
4-Nov-2020	Welding Machine	42,000.00	10,719	31,281	15.00	2.40		12.60	4,598.00	366.00	2,100	39,900	-	18.10%	5,663	25,618
15-Jul-2020	Plant & machinery	15,500.00	4,220	11,280	15.00	2.71		12.29	4,486.00	366.00	775	14,725	-	18.10%	2,042	9,238
13-Oct-2020	Plant & machinery	4,17,648.00	1,07,993	3,09,655	15.00	2.46		12.54	4,576.00	366.00	20,882	3,96,766	-	18.10%	56,059	2,53,596
1-Feb-2021	Plant & machinery	3,363.56	813	2,550	15.00	2.16		12.84	4,687.00	366.00	168	3,196	-	18.11%	462	2,088
15-Feb-2021	Plant & machinery	3,388.98	812	2,577	15.00	2.12		12.88	4,701.00	366.00	169	3,220	-	18.12%	467	2,110
27-Dec-2021	AC CLAMP METER	8,948.50	1,740	7,209	15.00	1.26	-	13.74	5,016.00	825.00	447	8,502	-	18.11%	1,305	5,904
22-Aug-2021	AIR CONDITIONER	30,851.56	6,554	24,298	15.00	1.61	-	13.39	4,889.00	952.00	1,543	29,309	-	18.10%	4,398	19,900
29-Mar-2022	AIR CONDITIONER	38,984.00	7,069	31,915	15.00	1.01	-	13.99	5,108.00	733.00	1,949	37,035	-	18.10%	5,778	26,137
27-Dec-2021	AUTOMATIC CELLS SORTING MACHINE	5,15,000.00	1,00,113	4,14,887	15.00	1.26	-	13.74	5,016.00	825.00	25,750	4,89,250	-	18.10%	75,110	3,39,777
27-Dec-2021	BATTERY HITESTER	2,00,000.00	38,879	1,61,121	15.00	1.26	-	13.74	5,016.00	825.00	10,000	1,90,000	-	18.10%	29,169	1,31,952
27-Dec-2021	CELL TESTER MACHINE	14,00,000.00	2,72,152	11,27,848	15.00	1.26	-	13.74	5,016.00	825.00	70,000	13,30,000	-	18.10%	2,04,181	9,23,667
27-Dec-2021	HIKI IR TESTER	1,00,000.00	19,439	80,561	15.00	1.26	-	13.74	5,016.00	825.00	5,000	95,000	-	18.10%	14,584	65,977
14-Aug-2021	LITHIUM CELL SPOT WELDING MACHINE	11,440.68	2,444	8,997	15.00	1.63	-	13.37	4,881.00	960.00	572	10,869	-	18.10%	1,629	7,368
12-Sep-2021	PIN TYPE LEAD	30,000.00	6,284	23,716	15.00	1.55	-	13.45	4,910.00	931.00	1,500	28,500	-	18.10%	4,293	19,423
2-Dec-2021	Plant & machinery	24,25,000.00	4,80,020	19,44,980	15.00	1.33	-	13.67	4,991.00	850.00	1,21,250	23,03,750	-	18.10%	3,52,112	15,92,868
25-Aug-2021	SPOT WELDING MACHINE	95,396.00	20,225	75,171	15.00	1.60	-	13.40	4,892.00	949.00	4,770	90,626	-	18.10%	13,608	61,563
21-Oct-2021	STABILIZER	1,30,000.00	26,509	1,03,491	15.00	1.44	-	13.56	4,949.00	892.00	6,500	1,23,500	-	18.10%	18,736	84,755
29-Jul-2022	INTERNAL RESISTANCE TESTER	32,820.00	5,942	26,878	15.00	0.67	-	14.33	5,230.00	611.00	1,641	31,179	-	18.10%	4,866	22,012
25-Dec-2023	Plant & machinery	2,75,000.00	-	2,75,000	15.00	-	0.27	14.73	5,378.00	97.00	13,750	2,61,250	-	18.10%	13,231	2,61,769
26-Dec-2023	Plant & machinery	7,40,000.00	-	7,40,000	15.00	-	0.26	14.74	5,379.00	96.00	37,000	7,03,000	-	18.10%	35,235	7,04,765
27-Dec-2023	Plant & machinery	7,78,090.00	-	7,78,090	15.00	-	0.26	14.74	5,380.00	95.00	38,905	7,39,185	-	18.10%	36,663	7,41,427
28-Dec-2023	Plant & machinery	6,38,550.00	-	6,38,550	15.00	-	0.26	14.74	5,381.00	94.00	31,928	6,06,622	-	18.10%	29,771	6,08,779
29-Dec-2023	Plant & machinery	9,26,000.00	-	9,26,000	15.00	-	0.25	14.75	5,382.00	93.00	46,300	8,79,700	-	18.10%	42,714	8,83,286
30-Dec-2023	Plant & machinery	7,92,000.00	-	7,92,000	15.00	-	0.25	14.75	5,383.00	92.00	39,600	7,52,400	-	18.10%	36,140	7,55,860
20-Feb-2024	Plant & machinery	70,000.00	-	70,000	15.00	-	0.11	14.89	5,435.00	40.00	3,500	66,500	-	18.10%	1,389	68,611
		1,02,33,749.78	12,80,394.97	89,53,354.81											97,22,061.78	79,01,238.81

[Handwritten Signature]



[Handwritten Signature]

[Handwritten Signature]



(D) Computer																	
19-Dec-2020	Bar Code Printer	10,501.00	8,326	2,175	3.00	2.28	-	0.72	263.00	366.00	525	9,976	-	63.16%	1,650	525	
6-Sep-2020	CCTV Camera	13,388.14	11,262	2,126	3.00	2.56	-	0.44	159.00	366.00	669	12,719	-	63.17%	1,457	669	
23-Mar-2021	CCTV Camera	5,670.00	4,261	1,409	3.00	2.02	-	0.98	357.00	366.00	284	5,386	-	63.14%	1,125	284	
5-Dec-2020	Computer	13,854.24	11,071	2,783	3.00	2.32	-	0.68	249.00	366.00	693	13,161	-	63.15%	2,090	693	
23-Nov-2020	Laptop	23,000.00	18,506	4,494	3.00	2.35	-	0.65	237.00	366.00	1,150	21,850	-	63.16%	3,344	1,150	
19-Jun-2021	Bar Code Printer	8,702.00	6,289	2,413	3.00	1.78	-	1.22	445.00	1,016.00	435	8,267	-	63.16%	1,524	889	
30-Mar-2022	CCTV Camera	21,271.19	13,440	7,831	3.00	1.00	-	2.00	729.00	732.00	1,064	20,207	-	63.15%	4,945	2,886	
7-Apr-2021	Computer	23,000.00	17,159	5,841	3.00	1.98	-	1.02	372.00	1,089.00	1,150	21,850	-	63.16%	3,689	2,152	
22-Jun-2021	Computer	8,042.37	5,805	2,238	3.00	1.77	-	1.23	448.00	1,013.00	402	7,640	-	63.16%	1,413	825	
2-Jul-2021	Computer	16,507.63	11,862	4,646	3.00	1.75	-	1.25	458.00	1,003.00	825	15,683	-	63.17%	2,935	1,711	
16-Aug-2021	Computer	17,685.59	12,454	5,232	3.00	1.62	-	1.38	503.00	958.00	884	16,802	-	63.16%	3,304	1,928	
5-Oct-2021	Computer	16,524.58	11,373	5,152	3.00	1.48	-	1.52	553.00	908.00	826	15,699	-	63.16%	3,254	1,898	
5-Oct-2021	Computer	18,187.30	12,517	5,670	3.00	1.48	-	1.52	553.00	908.00	909	17,278	-	63.16%	3,582	2,088	
23-Nov-2021	Computer	14,398.31	9,683	4,715	3.00	1.35	-	1.65	602.00	859.00	720	13,678	-	63.16%	2,978	1,737	
15-Aug-2021	LED PROJECTOR	7,804.69	5,499	2,306	3.00	1.62	-	1.38	502.00	959.00	390	7,415	-	63.17%	1,457	849	
16-Aug-2021	LED PROJECTOR	2,046.61	1,442	605	3.00	1.62	-	1.38	503.00	958.00	102	1,945	-	63.20%	382	223	
31-Aug-2022	LAPTOP	18,500.00	11,685	6,815	3.00	0.58	-	2.42	883.00	578.00	925	17,575	-	63.16%	4,304	2,511	
19-Aug-2022	PRINTER	7,426.00	4,691	2,735	3.00	0.61	-	2.39	871.00	590.00	371	7,055	-	63.17%	1,728	1,007	
6-May-2023	Computer	14,066.10	-	14,066	3.00	-	0.90	2.10	765.00	330.00	703	13,363	-	63.17%	8,033	6,033	
6-May-2023	PRINTER	4,660.17	-	4,660	3.00	-	0.90	2.10	765.00	330.00	233	4,427	-	63.16%	2,661	1,999	
29-May-2023	PRINTER	12,872.88	-	12,873	3.00	-	0.84	2.16	788.00	307.00	644	12,229	-	63.15%	6,838	6,035	
16-Aug-2023	PRINTER	9,321.19	-	9,321	3.00	-	0.62	2.38	867.00	228.00	466	8,855	-	63.16%	3,678	5,643	
23-Aug-2023	PRINTER	3,388.98	-	3,389	3.00	-	0.61	2.39	874.00	221.00	169	3,220	-	63.19%	1,297	2,092	
14-Sep-2023	PRINTER	19,321.19	-	19,321	3.00	-	0.55	2.45	896.00	199.00	966	18,355	-	63.16%	6,653	12,668	
		3,10,140.16	1,77,323.34	1,32,816.82								2,94,635.16	-		74,321.00	58,495.82	

(E) Intangible																	
31-Mar-2021	R&D Expenses	12,00,000.00	3,95,128	8,04,872	10.00	2.00	-	8.00	2,920.00	1,096.00	60,000	11,40,000	-	25.89%	2,08,354		5,96,518
3-Apr-2023	Tally Software	17,203.39	-	17,203	10.00	-	0.99	9.01	3,287.00	363.00	860	16,343	-	25.89%	4,429		12,774
3-Jul-2023	Tally Software	34,000.00	-	34,000	10.00	-	0.75	9.25	3,378.00	272.00	1,700	32,300	-	25.89%	6,559		27,441
		12,51,203.39	3,95,128.00	8,56,075.39								11,88,643.39	-		2,19,342.00	-	6,36,733.39

(F) Vehicle																	
23-Sep-2021	SCOOTY	36,800.00	10,868	25,932	10.00	1.52	-	8.48	3,096.00	920.00	1,840	34,960	-	25.89%	6,713	19,219	
14-Mar-2022	SCOOTY	36,800.00	9,647	27,153	10.00	1.05	-	8.95	3,268.00	748.00	1,840	34,960	-	25.89%	7,029	20,124	
31-May-2023	SCOOTY	37,571.43	-	37,571	10.00	-	0.84	9.16	3,345.00	305.00	1,879	35,692	-	25.88%	8,127	29,444	
16-Aug-2023	SCOOTY	31,000.00	-	31,000	10.00	-	0.62	9.38	3,422.00	228.00	1,550	29,450	-	25.89%	5,013	25,987	
		1,42,171.43	20,515.08	1,21,656.35								1,35,062.43	-		26,882	94,774	




1. Significant Accounting Policies:

NOTE-21

Basis of preparation:

The financial statements have been prepared and presented under the historic cost convention on accrual basis of accounting, in accordance with generally accepted accounting principles ("GAAP") applicable in India. GAAP comprises mandatory accounting standards as prescribed under Section 133 of the Companies Act, 2013 ('Act') and pronouncements of the Institute of Chartered Accountants of India, the provisions of the Act (to the extent notified).

The financial statements are presented in Indian Rupees (INR) and are rounded off to the nearest thousands except per share data and unless stated otherwise. Due to rounding off, the numbers presented throughout the document may not add up precisely to the totals and percentages may not precisely reflect the absolute figures. The figures which are appearing as '0' are result of rounding off.

All assets and liabilities have been classified as current or non-current as per the Company's normal operating cycle and other criteria set out in the Schedule III of the Act. Based on the nature of products and the time between the acquisition of assets for processing and their realization in cash and cash equivalents, the Company has ascertained its operating cycle as 12 months for current and non-current classification of assets and liabilities.

Key Accounting Estimates and Judgements:

The preparation of standalone financial statements requires management to make judgments, estimates and assumptions in the application of accounting policies that affect the reported amounts of assets, liabilities, income and expenses. Actual results may differ from these estimates. Continuous evaluation is done on the estimation and judgments based on historical experience and other factors, including expectations of future events that are believed to be reasonable. Revisions to accounting estimates are recognized prospectively.

Significant Accounting Policies:

The significant accounting policies used in preparation of the standalone financial statements are as under.

2. Property, Plant and Equipment:

- Property, plant and equipment is stated at acquisition cost net of accumulated depreciation and accumulated impairment losses, if any. Cost of acquisition or construction of property, plant and equipment comprises its purchase price including import duties and non-refundable purchase taxes after deducting trade discounts, rebates and any directly attributable cost of bringing the item to its working condition for its intended use.
- Subsequent costs are included in the asset's carrying amount or recognized as a separate asset, as appropriate, only when it is probable that future economic benefits associated with the item will flow to the Company and the cost of the item can be measured reliably. All other repairs and maintenance cost are charged to the standalone statement of profit and loss during the period in which they are incurred.
- Gains or losses that arise on disposal or retirement of an asset are measured as the difference between net disposal proceeds and the carrying value of property, plant and equipment and are recognized in the statement of profit and loss when the same is derecognized.

- Depreciation is calculated on pro rata basis on straight-line / WDV method based on estimated useful life prescribed under Schedule II of the Companies Act, 2013. Freehold land is not depreciated.
- Intangible assets purchased are initially measured at cost.

3. Impairment of Assets:

During the year, the Company has undertaken a review of all fixed assets in line with the requirement of AS-28 on “impairment of assets” issued by the Institute of Chartered Accountants of India. Based on such review, no provision for impairment is required to be recognized for the year.

4. Depreciation and Amortization:

Depreciation on the fixed assets is provided as per the period prescribed in Schedule II to the Companies Act, 2013 as to charge off the cost of assets to the Statement of Profit and Loss over their estimated useful life.

The estimated useful lives of assets are as follows:

Category	Useful life
Furniture	10 Years
Office Equipment	5 Years
Plant and Machinery	15 Years
Computer Equipment	3 Years
Intangible (R&D Expense)	10 Years
Vehicle	10 Years

5. Employee Benefits:

Short-term employee benefits are recognized as an expense at the undiscounted amount in the profit and loss account of the year in which the related service is rendered.

6. Inventories:

Stock in trade, stores and spares are valued at the lower of the cost or net realizable value. Net realizable value is the estimated selling price in the ordinary course of business, less estimated costs of completion and estimated costs necessary to make the sale. Cost of stock in trade procured for specific projects is assigned by specific identification of individual costs of each item. Costs of stock in trade, that are interchangeable and not specific to any project is determined using the weighted average cost formula. Cost of stores and spare parts is determined using weighted average cost.

7. Borrowing Costs:

Borrowing costs directly attributable to the acquisition, construction or production of an asset that necessarily takes a substantial period of time to get ready for its intended use or sale are capitalized as part of the cost of the respective asset. All other borrowing costs are expensed in the period they occur. Borrowing costs consist of interest, exchange differences arising from foreign currency borrowings to the extent they are regarded as an adjustment to the interest cost and other costs that an entity incurs in connection with the borrowing of funds.

8. Revenue Recognition:

Revenue from Operations

- Sale and operating income includes sale of products, services, etc.
- Sale of goods are recognized, net of returns and trade discounts, on transfer of significant risks and rewards of ownership to the buyer.

9. Taxation:

Income-tax expense comprises current tax (i.e. amount of tax for the period determined in accordance with the income-tax law) and deferred tax charge or credit effects of timing differences between accounting income and taxable income for the period). Income-tax expense is recognized in profit or loss except that tax expense related to items recognized directly in reserves is also recognized in those reserves.

Current tax is measured at the amount expected to be paid to (recovered from) the taxation authorities, using the applicable tax rates and tax laws. Deferred tax is recognized in respect of timing differences between taxable income and accounting income i.e. differences that originate in one period and are capable of reversal in one or more subsequent periods. The deferred tax charge or credit and the corresponding deferred tax liabilities or assets are recognized using the tax rates and tax laws that have been enacted or substantively enacted by the balance sheet date. Deferred tax assets are recognized only to the extent there is reasonable certainty that the assets can be realized in future; however, where there is unabsorbed depreciation or carried forward loss under taxation laws, deferred tax assets are recognized only if there is a virtual certainty supported by convincing evidence that sufficient future taxable income will be available against which such deferred tax assets can be realized. Deferred tax assets are reviewed as at each balance sheet date and written down or written-up to reflect the amount that is reasonably/virtually certain (as the case may be) to be realized.

Minimum Alternative Tax ('MAT') under the provisions of the Income-tax Act, 1961 is recognized as current tax in the Statement of Profit and Loss. The credit available under the Act in respect of MAT paid is recognized as an asset only when and to the extent there is convincing evidence that the company will pay normal income tax during the period for which the MAT credit can be carried forward for set-off against the normal tax liability. MAT credit recognized as an asset is reviewed at each balance sheet date and written down to the extent the aforesaid convincing evidence no longer exists.

10. Earnings per share:

Basic earnings per share are calculated by dividing the net profit or loss for the period attributable to equity shareholders by the weighted average number of equity shares outstanding during the period.

For the purpose of calculating diluted earnings per share, the net profit or loss for the period attributable to equity shareholders and the weighted average number of shares outstanding during the year are adjusted for the effects of all dilutive potential equity shares.

EPS – Rs.5.94.

11. Provisions:

A provision is recognized when there exists a present obligation as a result of past events and it is probable that an outflow of resources embodying economic benefits will be required to settle the obligation, and a reliable estimate can be made of the amount of the obligation. Provisions are not discounted to present value and are determined based on best estimates required to settle the obligation at the reporting date. These estimates are reviewed at each reporting date and adjusted to reflect the current best estimates.

12. Cash and cash equivalent:

Cash and cash equivalents for the purposes of cash flow statement comprise cash at bank and in hand and short term deposits with banks with an original maturity of three months or less.

13. Contingent Liability

There is no contingent liability of the company during the year.

14. Related party Disclosure

As per Accounting Standard (AS-18) on related party disclosures issued by the Institute of Chartered Accountants of India, the disclosure of transactions with the related party as defined in the accounting standard is as follows: -

S.NO	Name(s) of the related party and nature of relationship	Nature of Transaction	Amount
1	Bhuvneshwar Pal Singh- Director	Loan Taken	34,51,705.02
2	Satendra Shukla- Shareholder	Loan Taken	1,10,000.00
3	Avinash Kumar- Shareholder	Loan Taken	9,80,002.00
4	Pawan Jha- Shareholder	Loan Taken	9,84,001.00
5	Bhuvneshwar Pal Singh- Director	Remuneration	17,11,359.00
6	Vishal Gupta- Director	Loan Taken	17,52,405.00
7	Vishal Gupta- Director	Remuneration	18,23,436.00

Notes on Accounts

1. As per information available with the management, there are no dues payable to Small Scale Industrial Units and have also not received any claim for interest on delayed payments from suppliers under the interest on delayed payments to Small and Ancillary Industrial Undertaking Act, 1993.
2. In the Opinion of the Board, all current assets, loans & advances have a value on realization in the ordinary course of business at least equal to the amount at which it is stated.
3. Dividend proposed during the year- Nil.
4. The Balances of Parties are subject to confirmation.
5. Disclosure of loan liability from members of the company:

BY ORDER OF THE BOARD OF DIRECTORS


 Director
 Vishal Gupta
 DIN- 07842571




 Director
 Bhuvneshwar Pal Singh
 DIN- 07645099

Place- Ghaziabad
 Date- 02/09/2024